

FUSO BUSES. SAFETY FIRST.



We look after our own

SMART BUS SOLUTIONS.

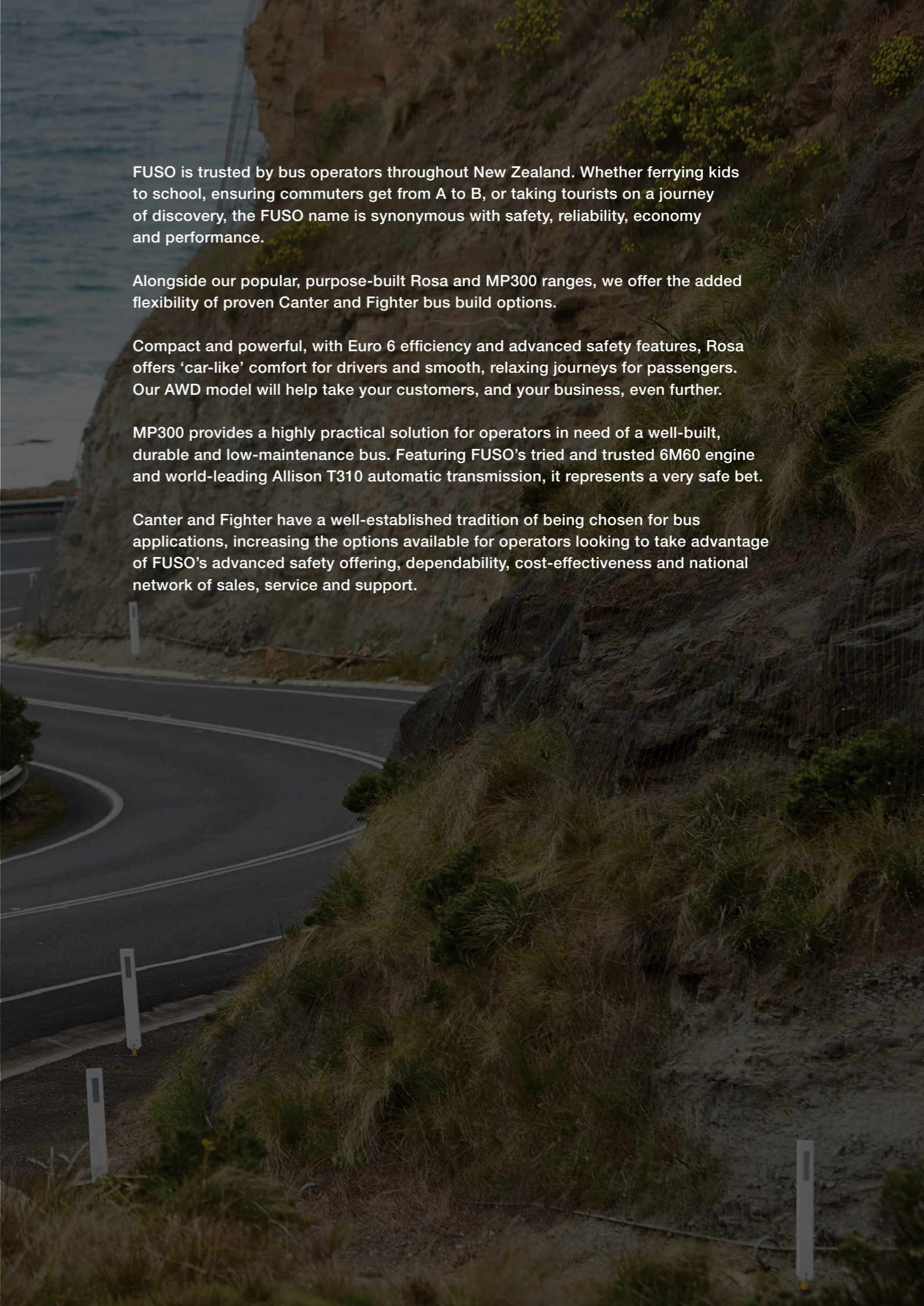
FUSO is trusted by bus operators throughout New Zealand. Whether ferrying kids to school, ensuring commuters get from A to B, or taking tourists on a journey of discovery, the FUSO name is synonymous with safety, reliability, economy and performance.

Alongside our popular, purpose-built Rosa and MP300 ranges, we offer the added flexibility of proven Canter and Fighter bus build options.

Compact and powerful, with Euro 6 efficiency and advanced safety features, Rosa offers 'car-like' comfort for drivers and smooth, relaxing journeys for passengers. Our AWD model will help take your customers, and your business, even further.

MP300 provides a highly practical solution for operators in need of a well-built, durable and low-maintenance bus. Featuring FUSO's tried and trusted 6M60 engine and world-leading Allison T310 automatic transmission, it represents a very safe bet.

Canter and Fighter have a well-established tradition of being chosen for bus applications, increasing the options available for operators looking to take advantage of FUSO's advanced safety offering, dependability, cost-effectiveness and national network of sales, service and support.



SAFETY FIRST.



In commercial transport operations, nothing is more critical to risk management than vehicle safety. When your cargo is people, safety demands an even greater prominence in that risk assessment.

At FUSO, we lead this segment in the provision of Advanced Safety Features on our trucks and buses. A member of the Daimler family, we have access to rapidly evolving safety technologies and are proud to claim that the majority of the vehicles we sell have these safety systems fitted as standard.

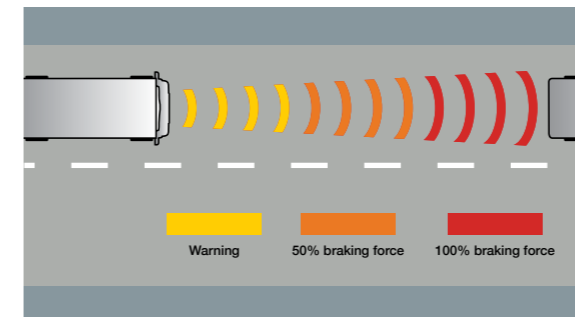
Advanced Emergency Braking with pedestrian detection*, Electronic Stability Control, Traction Control, Lane Departure Warning, Electronic Brake System and Hill Start Assist are now standard or available across our Rosa, Canter and Fighter* ranges (*pedestrian detection is not currently available in Fighter).

Safety is further enhanced by features such as driver and passenger airbags, four-wheel disc brakes, exhaust brake, dehumidifying climate control, LED headlamps and ergonomic cockpits with greater visibility, which create a comfortable driving environment reducing stress and fatigue.

ELECTRONIC BRAKE SYSTEM.

Individually controls the brake pressure applied to each of Rosa's four disc brakes to provide optimised stopping power regardless of loading and road conditions. This is in addition to the standard ABS system that the Rosa has enjoyed for many years.

ACTIVE EMERGENCY BRAKING SYSTEM.

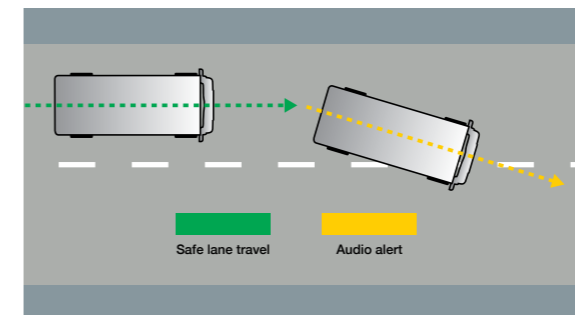


AEBS helps to avoid or mitigate collisions with pedestrians and other vehicles by using a radar to monitor the road ahead.

The radar triggers visual and audio warnings followed by automatic braking activation, depending on proximity to the obstacle ahead.

Drivers can override **AEBS** by pressing the accelerator.

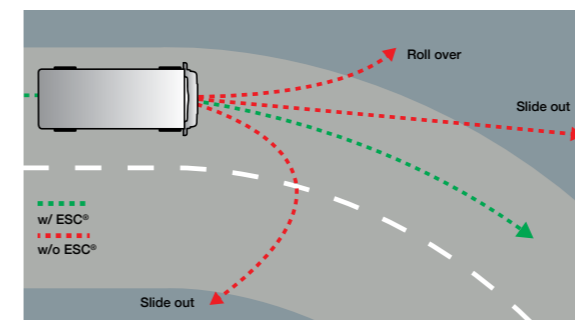
LANE DEPARTURE WARNING SYSTEM.



LDWS operates at speeds over 60km/h to reduce the risk of lane departure accidents caused by distraction or fatigue.

A camera behind the windscreen detects lane markings and triggers visual and audio alerts if the vehicle crosses without the indicator deployed.

ELECTRONIC STABILITY CONTROL.



ESC employs a steering sensor and yaw rate sensor to detect loss of control.

This information is relayed to a hydraulic unit, which applies appropriate brake force to individual wheels to aid steering control, improve stability and prevent rollover.

ALL-NEW 7" TOUCHSCREEN WITH REVERSING CAMERA.



An on-dash screen relays images from the rear-mounted reversing camera and works with Apple CarPlay or Android Auto for hands-free talking text-to-speech functionality.

Four additional cameras reverse sensors and tyre pressure monitoring are further optional extras.

ROSA

CUSTOM.

The 2021 Rosa Custom bus sets a new standard for 24-seat medium duty buses in New Zealand.

A new 3L JP17 (Euro 6 equivalent) ultra-low emission 129kW engine combines with advanced safety features to better protect customers, drivers, other road users – as well as the environment and operating costs.

Passengers will ride in comfort and style on high-grade luxury seats with lap-sash seatbelts. The cabin temperature is regulated by full dehumidifying climate control, while a new ergonomically comfortable cockpit complete with 7" multi communication system with reversing camera offers drivers greater visibility and reduced fatigue. Improved braking has allowed the provision of and additional 900kg of braked towing capacity.



Passengers
24 (plus driver)



Body length
7,730mm



Extended Warranty
5-year / 200,000km



Transmission
DUONIC 2.0 6-SPD



Power / Torque
129kW / 430Nm

ROSA

OVERVIEW.

KEY FEATURES

- Advanced Safety Features.
- New 3L ultra-low emission JP17 (Euro 6 equivalent) engine.
- 7" multi communication system with up to 5 reversing cameras.
- High-grade luxury seats with lap-sash seatbelts.
- Driver and front passenger airbags.
- 1,615kg braked tow rating.
- 5 year / 200,000km extended warranty.*
- 30,000km / 12mth service intervals.

TECHNOLOGY AND PERFORMANCE

- 3L Euro 6 engine (129kW / 430Nm @ 1600~2860 RPM).
- DUONIC 2.0 6-spd automated-manual transmission with manual shift option.
- Kerb weight reduced by more than 150kg over predecessor.
- 4-wheel disc brakes.
- Improved aerodynamics to reduce fuel consumption.

SAFETY AND COMFORT

- Advanced Emergency Braking System.
- Pedestrian detection.
- Lane Departure Warning System.
- Electronic Stability Program.
- Anti-lock Braking System.
- Traction Control.
- Hill Start Assist.
- LED headlamps with height adjust.
- 3-Point ELR on all seat belts.
- Emergency opening control from outside.
- Full climate control AC with dehumidification function.
- Bonded and tinted black sash windows.

ADDITIONAL FEATURES

- FUSO 'Black Belt' exterior.
- Light grey headlining for a feeling of more space.
- Black floor covering.
- LED interior lights.
- 6-speaker sound system.
- Multi communication system with PA + Apple Car Play & Android Auto.
- Height and reach adjustable steering column.
- Alloy wheels.
- LED fog & cornering lamp.
- Rear door for emergency exit only.
- Plug door.

* Simply have your vehicle serviced at an authorised FUSO Service Centre, at the recommended servicing intervals, and you are covered by an additional 2 year / 100,000km FUSO warranty on top of the first 3 years / 100,000km. That's a total of 5 years / 200,000km cover. Refer to terms and conditions in the FUSO warranty booklet for full details.

ROSA

SCHOOL.

The safest school bus on the market, 2021 Rosa School boasts retractable lap belts on all seats as standard and is stacked with advanced safety features such as pedestrian detecting Advanced Emergency Braking, Electronic Stability Control, Lane Departure Warning and Hill Start Assist.

Further supporting the health and safety of young people, its new 3L Euro 6 engine produces ultra-low CO₂ and particulate matter outputs. Ergonomic improvements to the cockpit, including a 7" multi communication system with reversing camera, improve driver visibility and help reduce fatigue.

It's safety first, but durability and economy aren't far behind. Hard-wearing vinyl seats, improved fuel consumption, 30,000 km service intervals and a 5-year / 200,000km warranty* put Rosa top of class.



Passengers
24 (plus driver)



Body length
7,730mm



Extended Warranty
5-year / 200,000km



Transmission
DUONIC 2.0 6-SPD



Power / Torque
129kW / 430Nm

ROSA

OVERVIEW.

KEY FEATURES

- Advanced Safety Features.
- New 3L ultra-low emission Euro 6 engine.
- 7" multi communication system with up to 5 reversing cameras.
- Hard-wearing vinyl seats with seatbelts.
- Driver and front passenger airbags.
- 1,615kg braked tow rating.
- 5 year / 200,000km extended warranty.*
- 30,000km / 12mth service intervals.

TECHNOLOGY AND PERFORMANCE

- 3L Euro 6 engine (129kW / 430Nm @ 1600~2860 RPM).
- DUONIC 2.0 6-spd automated-manual transmission with manual shift option.
- Kerb weight reduced by 165kg over predecessor.
- 4-wheel disc brakes.
- Improved aerodynamics to reduce fuel consumption.

SAFETY AND COMFORT

- Advanced Emergency Braking System.
- Pedestrian detection.
- Lane Departure Warning System.
- Electronic Stability Program.
- Anti-lock Braking System.
- Traction Control.
- Hill Start Assist.
- LED headlamps with height adjust.
- Emergency opening control from outside.
- Retractable lap belts on all rear passenger seats.
- Bonded and tinted black sash windows.

ADDITIONAL FEATURES

- FUSO 'Black Belt' exterior.
- 4-speaker sound system.
- Multi communication system with PA + Apple Car Play & Android Auto.
- Height and reach adjustable steering column.
- Steel wheels.
- Rear door access from inside or outside.
- Rear roof airduct.
- Bi-fold door.

* Simply have your vehicle serviced at an authorised FUSO Service Centre, at the recommended servicing intervals, and you are covered by an additional 2 year / 100,000km FUSO warranty on top of the first 3 years / 100,000km. That's a total of 5 years / 200,000km cover. Refer to terms and conditions in the FUSO warranty booklet for full details.

ROSA

AWD.

When your passengers need to go further, Rosa AWD has the solution. With full-time AWD and a 50mm increased ride height, this is a bus that doesn't stop when the tarmac does. Featuring a proven drivetrain, comfortable interior and economical performance that distinguishes the Rosa range, the AWD model is perfect for tour groups that operate a little off the beaten track.



Passengers
19 (plus driver)



Body length
7,000mm



Extended Warranty
5-year / 200,000km



Transmission
DUONIC 2.0 6spd



Power / Torque
110kW / 430Nm

ROSA

OVERVIEW.

KEY FEATURES

- 3.0L 4-cylinder 110kW / 430Nm diesel engine.
- DUONIC 6-speed automatic transmission.
- Full-time AWD.
- 715kg towing capacity.
- Tour coach seating.
- 5 year / 200,000km extended warranty.*
- 30,000km / 12mth service intervals.

TECHNOLOGY AND PERFORMANCE

- JP17 emission standard (Euro 6 equivalent).
- Four wheel disc brakes.
- Independent front suspension.

SAFETY AND COMFORT

- Advanced Emergency Braking System.
- Pedestrian detection.
- Lane Departure Warning System.
- Electronic Stability Program.
- Anti-lock Braking System.
- Traction Control.
- Hill Start Assist.
- LED headlamps with height adjust.
- 3-Point ELR on all seat belts.
- Emergency opening control from outside.
- Full climate control AC with dehumidification function.
- Bonded and tinted black sash windows.

ADDITIONAL FEATURES

- Fixed high back individual seats with arm rest, cup holder, seat back pocket, and 3-point ELR seatbelts.
- Climate control air conditioner.
- Alloy wheels.
- LED fog and cornering lights.
- Multi communication system with PA + Apple Car Play & Android Auto.
- Plug door.
- Height and reach adjustable steering column.

* Simply have your vehicle serviced at an authorised FUSO Service Centre, at the recommended servicing intervals, and you are covered by an additional 2 year / 100,000km FUSO warranty on top of the first 3 years / 100,000km. That's a total of 5 years / 200,000km cover. Refer to terms and conditions in the FUSO warranty booklet for full details.

MP300

CITY AND SCHOOL BUS.

Operators looking for a cost-effective, easy-to-maintain, ready-to-go bus underpinned by proven technology need look no further than the MP300. Designed to make passenger transport comfortable and convenient, it's also extremely easy to operate with a turning circle of just 18m, powerful 7.5L engine and state-of-the-art transmission. Two customisable models are available – the low-floor City Bus and high-floor School Bus. Please talk to your local FUSO dealer to discuss seating options. Various seating configurations for both adult passengers and school children are available.



Passengers
Various options available



Body length
10,500mm – 11,400mm



Transmission
Allison Automatic



Power / Torque
199kW / 785Nm

MP300

OVERVIEW.

KEY FEATURES

- 6-cylinder FUSO 6M60-T2 diesel engine with powertard and exhaust brake – proven in Fighter trucks over more than a decade.
- 6-speed Allison T310 automatic transmission – world-leading technology for efficiency and performance, with advanced prognostics to improve fuel economy and maximise transmission protection.
- Dual airbag front suspension / four airbag rear suspension and double-acting shock absorbers front and rear.
- Integrated monocoque design.

TECHNOLOGY AND PERFORMANCE

- JP09 emission standard (Euro 6 equivalent).
- DENSO common rail fuel injection system for low fuel consumption, low emissions and impressive performance.
- SCR (AdBlue)/DPF (diesel particulate filter) emission control technology.
- ISS (idle stop start) to maximise fuel economy.

SAFETY AND COMFORT

- ABS.
- Engine 'Powertard' brake + exhaust brake.
- Accelerator interlock and pre-warning buzzer helps prevent the vehicle being driven while passenger access doors are still open.
- Air suspension.
- Kerbside kneeling.
- Rear and roof mounted air-conditioning and integrated roof vents.
- Twin heater system.
- Air conditioning.

ADDITIONAL FEATURES

SCHOOL BUS

- Floor designed to suit seats with 3-point seatbelts.
- Under-body storage lockers.

CITY BUS

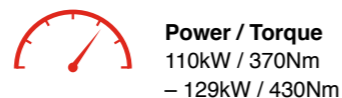
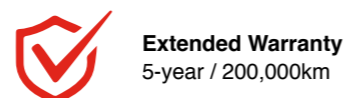
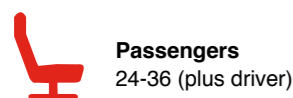
- Seating options to suit customer.
- Stop request buttons and rear door.
- Easy wheelchair access with integrated front fold-out ramp.
- PA system with microphone.

CANTER

CUSTOM TRUCK BUILD.

Choosing FUSO's class-leading light truck chassis for bus applications is a tried and trusted option that has proven simple and cost-effective for operators around the country – and it's an option that comes with all the added benefits Canter is renowned for, including advanced safety features that help ensure everyone arrives safely at their destination, day after day.

Canter 816 and long wheelbase 918 models are typically used for this application. The 7.5-tonne 816 can take a bus body with capacity for 24 passengers. The 918 is the most powerful Canter in the range. With an 8.55-tonne GVM and 4,750mm wheelbase, seating can be achieved for 36 passengers.



CANTER

OVERVIEW.

KEY FEATURES

- Proven 4-cylinder 3.0L FUSO 4P10 diesel engine with variable geometry turbo—light, compact, efficient and durable.
- 30,000km service intervals reducing maintenance costs.
- Exclusive brake priority system overrides the accelerator.
- Option of FUSO's industry-leading, highly efficient DUONIC 2.0 dual wet clutch automated manual transmission, which significantly lowers running costs and simplifies driving.

TECHNOLOGY AND PERFORMANCE

- EEV rated engine is cleaner than Euro 5 and produces less smoke and lower PM and CO².
- Piezo Fuel Injection system efficiently improves fuel economy and reduces pollutants.
- Variable geometry turbo with electronic feedback control improves torque delivery.
- 12 volt electrical system allows seamless integration of accessories (no voltage reducer required).

SAFETY AND COMFORT

- Active Emergency Braking System.
- Lane Departure Warning System.
- Electronic Stability Control.
- Multimedia touchscreen display with reversing camera display and Apple CarPlay or Android Auto compatibility for hands-free talking and text-to-speech functionality.
- Front and rear dual calliper disc brakes for increased braking performance.
- Reinforced cab meets European (ECE-R29) standards.
- Suspended driver's seat with folding arm rest, lumbar support and weight adjustment.

ADDITIONAL FEATURES

- Hill Start System.
- Speed Limiter.
- 5-year / 200,000km extended warranty*
- Optional extras: up to four additional cameras for media unit; GPS navigation; reverse sensors; tyre pressure monitoring system; wireless phone-charging pocket.

* Simply have your vehicle serviced at an authorised FUSO Service Centre, at the recommended servicing intervals, and you are covered by an additional 2 year / 100,000km FUSO warranty on top of the first 3 years / 100,000km. That's a total of 5 years / 200,000km cover. Refer to terms and conditions in the FUSO warranty booklet for full details.

FIGHTER

CUSTOM TRUCK BUILD.

Fighter has gained a reputation in New Zealand for being adaptable, economical and reliable across a wide range of applications, delivering on all fronts from safety and comfort to performance and efficiency.

The 4x2 12-tonne Fighter FK1228 is the most commonly used chassis for larger school buses. With the wheelbase extended upto 7,000mm, seating can be achieved for 52 passengers.

The 6x2 18-tonne Fighter FU1828 can be used for larger 46-seat tour buses, with ample space for passenger luggage lockers.



Passengers
46-52 (plus driver)



Body length
Up to 12,000mm



Extended Warranty
5-year / 300,000km



Transmission
Manual or
Allison Automatic



Power / Torque
207kW / 802Nm
184kW / 761Nm

FIGHTER

OVERVIEW.

KEY FEATURES

- Tough and reliable six-cylinder 7.5-litre 6M60 turbo diesel engine – built for maximum performance and economy.
- 30,000km service intervals help keep you out on the road and reduce maintenance costs.
- Six-speed manual transmission.
- Option of highly efficient Allison auto transmission on some models.

TECHNOLOGY AND PERFORMANCE

- Euro 5 emission standards.
- SCR technology with no DPF or EGR allowing the system to run cooler, improving service intervals and removing the need to perform a DPF burn off.
- Digital dash display and trip computer with fuel economy data.
- Remote heated mirrors.

SAFETY AND COMFORT

- Multimedia touchscreen display with reversing camera display and Apple CarPlay or Android Auto compatibility for hands-free talking and text-to-speech functionality.¹
- Isringhausen air suspension driver's seat with auto-levelling, height, tilt, lumbar, bolster and dampening adjust.¹
- Full air brake system with spring park brake.
- ABS and driver airbag.
- Traction control.

ADDITIONAL FEATURES

- Remote central locking.
- Electric windows.
- Cruise control.
- Rear air suspension.
- 5-year / 300,000km warranty²
- Optional extras: up to four additional cameras for media unit; GPS navigation; reverse sensors; tyre pressure monitoring system; wireless phone-charging pocket.

EURO 6 MODELS WITH SAFETY FEATURES COMING MID-2021

¹ Applies to 19MY Fighter. ² Simply have your vehicle serviced at an authorised FUSO Service Centre, at the recommended servicing intervals, and you are covered by an additional 2 year / 150,000km FUSO warranty on top of the first 3 years / 150,000km. That's a total of 5 years / 300,000km cover. Refer to terms and conditions in the FUSO warranty booklet for full details.

ADDED PEACE OF MIND

FINANCE OPTIONS.

You've chosen the perfect bus. Now choose the perfect finance solution to match.

FUSO Financial has a team of experts ready to assist with the best finance package for your unique business needs. Their goal is to make this process as quick and simple as possible.

Loan options include:

- **Business Credit Agreement:** When owning a business asset is important to you.
- **Business Lease Agreement:** When you want flexibility with your Commercial Vehicle Lease.
- **Primeline:** A Revolving Credit Facility for businesses who have a fleet of vehicles.



NEW VEHICLE WARRANTY.

Model	Standard Warranty	Extended Warranty*
Canter	3 Years / 100,000 km	5 Years / 200,000 km ¹
Fighter FK	3 Years / 150,000 km	5 Years / 300,000 km ²
Fighter FU	3 Years / 200,000 km	5 Years / 300,000 km ²
Rosa	3 Years / 100,000 km	5 Years / 200,000 km ³
MP 300	3 Years / 200,000 km	N/A

*Simply have your vehicle serviced at an authorised FUSO Service Centre, at the recommended servicing intervals, and you are covered by an additional 2-year FUSO warranty on top of the first 3 years (distance limits vary by model, as listed above) – that's a total of 5 years cover. Refer to terms and conditions in the FUSO warranty booklet for full details. ¹ Applicable to selected model year 19 Canter models. ² Applicable to model year 19 Fighter models. ³ Applicable to model year 21 Rosa models.

EASY PAY SERVICE CONTRACTS.

FUSO Cents Per Kilometre Service Contracts provide greater certainty and better align your operating costs to cashflow – Easy Pay, Easy As!



CONTACT US.

0800 FUSO NZ or 027 430 3934 | fuso.co.nz

JUMP ON BOARD WITH FUSO.



FUSO NETWORK

